

TSTF PANEL OFFERING

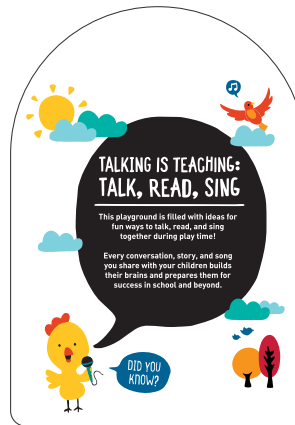


Too Small to Fail (TSTF) is the early childhood initiative of the Clinton Foundation. TSTF is leading a public awareness and action campaign to promote the importance of early brain and language development. The campaign empowers caregivers with tools to talk, read, and sing with young children from birth. Landscape Structures TSTF DigiFuse panels provide creative ways to promote early language development through play.



Why It Matters

Why panels explain the important role parents and caregivers can play in shaping children's futures through simple interactions found throughout the playground. Available in English/English, English/Spanish, Spanish/Spanish.



Let's Talk About It

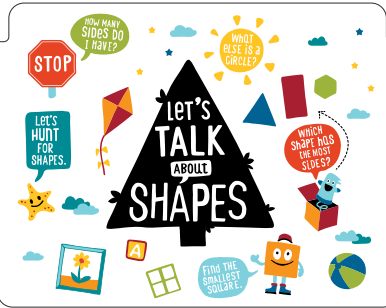
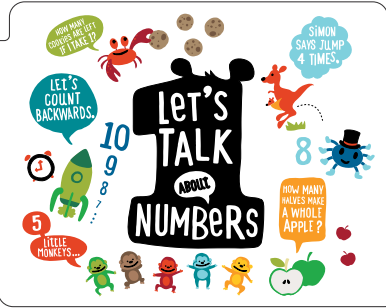
Let's Talk panels encourage meaningful language-rich interactions that support early literacy development and learning outcomes. The graphic content is research-informed and expert-advised. See below for Standard Let's Talk Panels.

- Move / Senses *STEM
- Shadows / Senses *STEM
- Carnival / Music
- Castles / Books
- Healthy Foods / Bodies
- Grandparents / Feelings
- Bedtime / Bath Time
- Hospital / Moving Bodies
- Play / Nature
- Music / Art
- Cars / Trains
- World / Under the Sea
- Sunshine / Rain
- Letters / Numbers
- Healthy Foods / Feelings
- Color / Shapes
- Clothes / Hands and Feet
- Bus / City
- Books / Night Time
- Farm / Healthy Foods

MIX & MATCH CUSTOM OFFERING



A wide variety of "Let's Talk" topics are offered in PlayShaper and PlayBooster panels. English, Spanish, and more languages are available. Mix and match any of the images below. If the combination is not listed on our standard offering page, a simple upcharge will apply.



Let's TALK ABOUT the SUNSHINE

HOW FAR AWAY IS THE SUN?
WHAT DO YOU DO IN THE SUN?
HOW DOES SUNSHINE FEEL?
SUN ARE WE SUNSHINE
WHAT CAN YOU USE TO MAKE A SHADOW?

Let's TALK ABOUT the RAIN

SPLOOSH SPLASH
WHAT DO YOU DO IN THE RAIN?
WHY DOES IT RAIN?
LET'S SING IN THE RAIN

Let's TALK ABOUT PLAY

HOW DO YOU LIKE TO PLAY?
SLIDE! HOPI! SWIM! JUMP! CRAWL!
LET'S PRETEND WE ARE...
WHAT'S YOUR FAVORITE GAME TO PLAY?
YOU AND ME, LET'S PLAY TOGETHER!
LET'S PLAY HIDE AND SEEK

Let's TALK ABOUT SHADOWS

SHADOWS ARE MADE WHEN SOMETHING GETS IN THE WAY OF THE LIGHT
WHAT DO YOU THINK MADE THE SHADOW?
HOW DOES THE SHADOW CHANGE WITH YOU?
LET'S LOOK FOR SHADOWS AROUND US
WHAT CAN YOU USE TO MAKE A SHADOW?

DID YOU KNOW?
TALKING ABOUT AND EXPLORING SHADOWS IS A FUN WAY TO SUPPORT CHILDREN'S EARLY VOCABULARY AND SCIENCE LEARNING.

LET'S EXPLORE HOW THINGS MOVE!

USE YOUR FINGER TO CONNECT THE WORDS ON THE LEFT WITH THE MOVING PICTURES ON THE RIGHT.

HOW MANY WAYS CAN YOU MOVE YOUR BODY?

UP AND DOWN
LEFT AND RIGHT
FORWARD
SIDEWAYS
UP AND DOWN
SIDEWAYS
FORWARD AND BACKWARD
FAST
SLOW

DID YOU KNOW?
TALKING ABOUT HOW THINGS MOVE SUPPORTS CHILDREN'S EARLY VOCABULARY AND SCIENCE LEARNING.

LET'S USE OUR SENSES!

LET'S BE SCIENTISTS! USE ALL YOUR SENSES TO DISCOVER DIFFERENT KINDS OF MATERIALS AND THEIR PROPERTIES.

LOOK AROUND YOU. USE WORDS TO DESCRIBE THE PROPERTIES OF THE THINGS YOU SEE.

COLOR	SHAPE	SIZE	TEXTURE	WEIGHT	TEMPERATURE
BLACK	ROUND	SMALL	ROUGH	LIGHT	
WHITE	SQUARE	MEDIUM	HARD	HEAVY	
YELLOW	CURVEY	FLAT	BIG	SOFT	
RED	FLAT	BIGGER	SMOOTH	RUBBERY	
BLUE	POINTY	LARGEST			COOL
					WARM

DID YOU KNOW?
TALKING ABOUT THE THINGS AROUND YOU SUPPORTS CHILDREN'S EARLY VOCABULARY AND SCIENCE LEARNING.

Let's TALK ABOUT the NIGHT TIME

LET'S COUNT THE STARS
CAN YOU MOON?
WHERE DID THE SUN GO?
WHO ELSE IS STILL AWAKE?
TWO MORE TWINKLE LITTLE STARS

Let's TALK ABOUT BEDTIME

LET'S READ A BEATING STORY
TWO MORE TWINKLE LITTLE STARS
TODAY WE DID...
TICK TOCK
TOMORROW WE WILL...
HOW MANY SLEEP?

TALK ABOUT BATH TIME

HOW DOES SOAP FEEL?
1. WASH 2. RINSE 3. DRY
WHAT LIVES UNDERWATER?
WHAT'S YOUR FAVORITE BATH TOY?
LET'S SING A BATH SONG
WHAT EDGE IS IT GET WET?

Let's TALK ABOUT the FARM

WHAT'S YOUR FAVORITE FRUIT? (VEGETABLE)
OLD MACDONALD HAD A FARM...
CAN YOU SPOT SOMETHING GOOD?
WHICH ONE IS SMALL?
WHAT FARMERS LIVE ON THE FARM?
WHAT DOES YOUR LOVE FEEL?

Let's TALK ABOUT NATURE

LET'S COUNT THE TREES!
WHAT DOES THE SHELL FEEL LIKE?
WHAT CAN YOU HEAR?
I'M A BELLER WHOLE!
HOW MANY ARE THERE UNDERWATER?
WHAT DO TREES NEED TO GROW?

Let's TALK ABOUT THE WORLD

WHAT COLORS DO YOU SEE IN THE CLOUDS?
TWO MORE TWINKLE LITTLE STARS
HOW CAN WE FORM US TOGETHER?
WHO'S THE BEST?
I WOULD LOVE TO GO WITH YOU

Let's TALK ABOUT the CARNIVAL

WHAT'S YOUR FAVORITE FOOD?
I SPY...
LET'S COUNT THE BALLOONS
LET'S DANCE THE NIGHT AWAY
LET'S DRUM FAST!
OR DRUM SLOW!



Let's TALK ABOUT GRANDPARENTS

WHAT'S YOUR FAVORITE FAMILY MEMORIES?
I LOVE YOU BECAUSE...
LET ME TELL YOU A STORY!
LET'S SING A SONG!

Let's TALK ABOUT the HOSPITAL

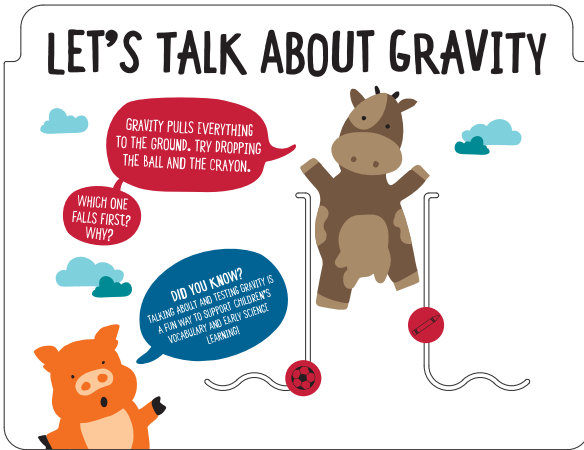
HOW DO YOU FEEL?
HOW DOES THE DOCTOR CHECK YOUR FEEL-BETTER?
LET'S HEAR THE HEART BEATS.
WHAT COLOR ARE THE BAND-AIDS?
WHAT SOUND DOES THE HULLABALOO MAKE?

MIX & MATCH CUSTOM OFFERING



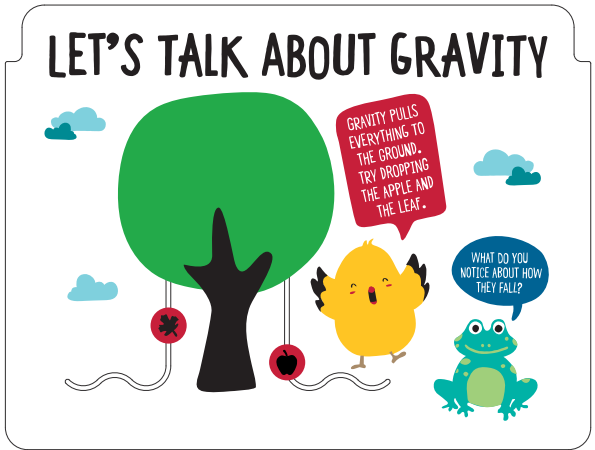
STEM panels teach children about the disciplines of science, technology, engineering, and math. Concepts include exploration through play, building curiosity about the world, and the way things work. The graphic content and interactive elements are research-informed and expert-advised. Panel offerings in English and Spanish.

GRAVITY PANEL



FRONT

- CP014822 English PB Above Deck
- CP014484 English PB Below Deck
- CP010553 English PS Above/Below Deck



BACK

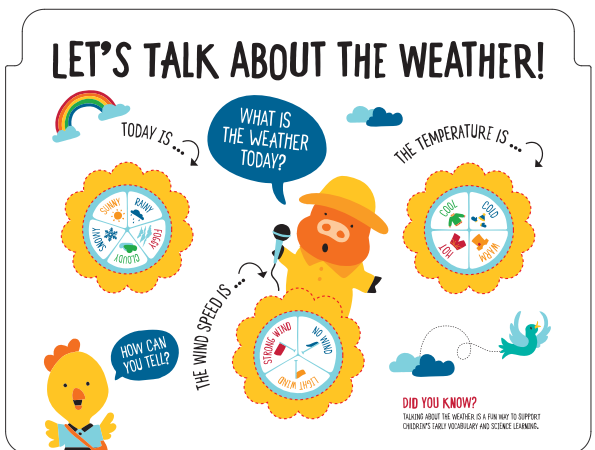
- CP014828 Spanish PB Above Deck
- CP014829 Spanish PB Below Deck
- CP014830 Spanish PS Above/Below Deck

WEATHER PANEL



FRONT

- CP014823 English PB Above Deck
- CP014485 English PB Below Deck
- CP010554 English PS Above/Below Deck



BACK

- CP014831 Spanish PB Above Deck
- CP014832 Spanish PB Below Deck
- CP014833 Spanish PS Above/Below Deck

PERISCOPE PANEL



FRONT

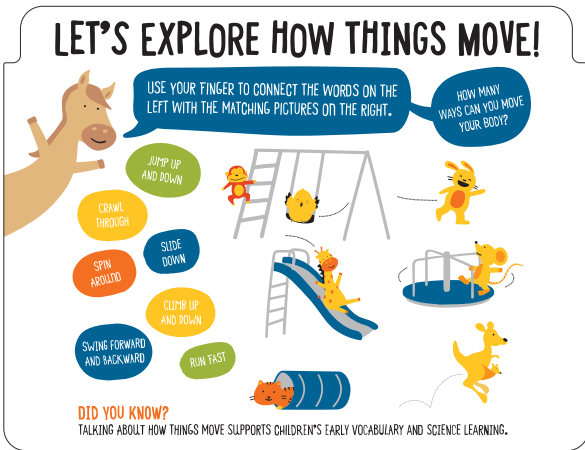
- CP014195 English PB Above Deck
- CP014483 English PB Below Deck
- CP010550 English PS Above/Below Deck



BACK

- CP014826 Spanish PB Above Deck
- CP014827 Spanish PB Below Deck
- CP014825 Spanish PS Above/Below Deck

PLAYSHAPER PANEL



FRONT



BACK



FRONT



BACK